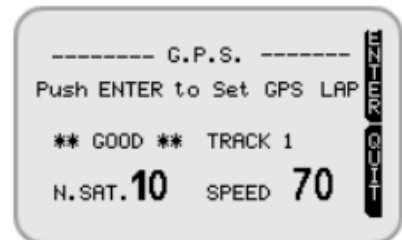


Formula Steering wheel allows to use the GPS integrated in EVO4 to sample lap time without having an optical receiver/transmitter. To set GPS Lap timer press "VIEW" button until this screen appears.

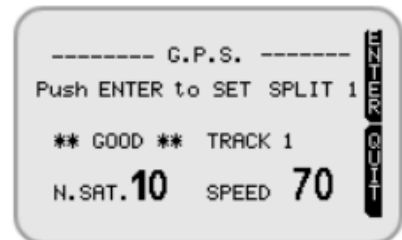
Activate "ENTER" command ("MEM/OK" button). This screen appears.



Enter the track with the vehicle, select the physical points where to sample lap and split times and press "ENTER" ("MEM/OK" button). In case split times have been set via software – refer to Race Studio Configuration user manual for further information – the screen here on the right appears.

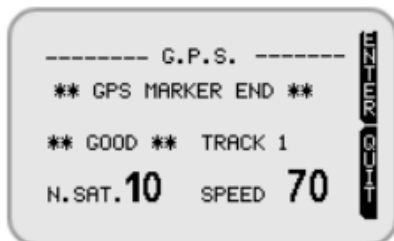


In case split times have been set via software – refer to Race Studio Configuration user manual for further information – the screen here on the right appears.



Use "ENTER" ("MEM/OK" button) to set splits. The display shows as many splits as have been set less one, to say if the dash is configured with 6 lap segments user is asked to set 5 splits because the sixth is start/finish line set at the beginning. When the setting is finished the display shows this screen

The message "GPS MARKER END" confirms that the procedure is ended successfully. "QUIT" ("VIEW" button) comes back to the main screen. In case during the setting there is a signal fall for any reason the display shows "GPS ERROR" and the procedure is to be repeated



For more information: visit <http://www.aim-sportline.com/> and review current Race Studio documentation.

